

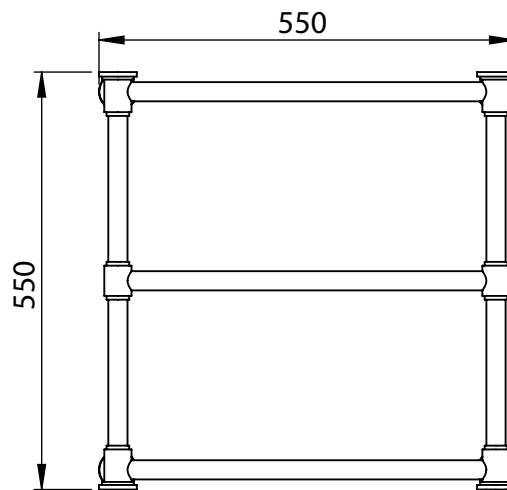
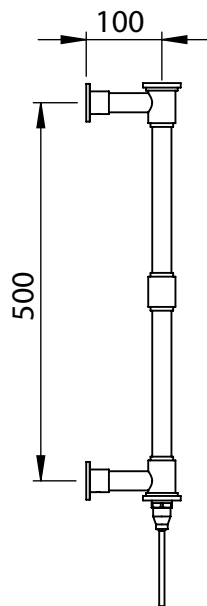
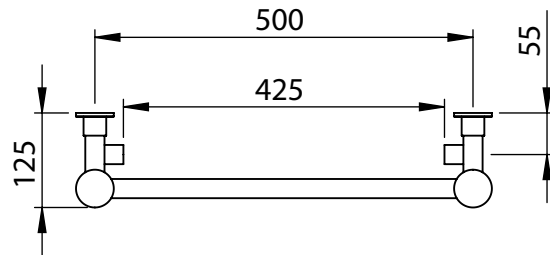

Minama MIN1.5 550x550

Height: 550
Width: 550
Depth: 125
Weight HO: kg
EO: kg

Tube ϕ : 25.4
Pipe Centres: 425
Elec. element if specified: 100
Output @ 50 °C Δ T Watts: 140
BTUs:

All dimensions in millimetres

Manufactured from ISO/CEN CuZn36As (BS CZ126) brass tube



position of element
if specified dual
energy/ electric

Vogue UK Ltd. reserve the right to alter specifications without prior notice.
ALL MEASUREMENTS ARE NOMINAL DIMENSIONS ONLY, AND ARE NOT BINDING



SCALE 1:10

VOGUE
TOWEL WARMERS & RADIATORS

Strawberry Lane, Willenhall
West Midlands WV13 3RS
Tel: 01902 387000 Fax: 01902 387001
e-mail:sales@vogueuk.co.uk www.vogueuk.co.uk