

Serenade DR008 1800x252

Height: 1800

Width: 252

Depth: 70

Weight HO: 13.85 kg

EO: kg

Tube ϕ : 30sq + 40x10sq

End to End Connections: 252

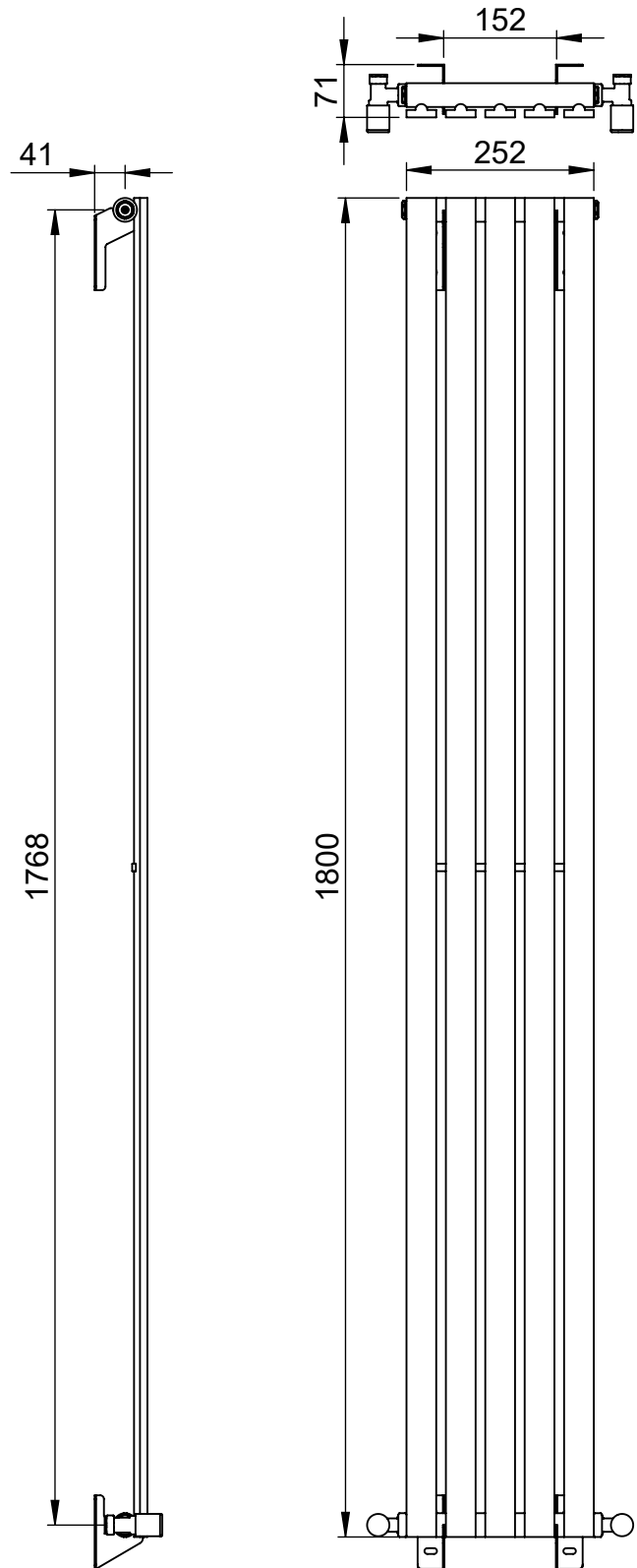
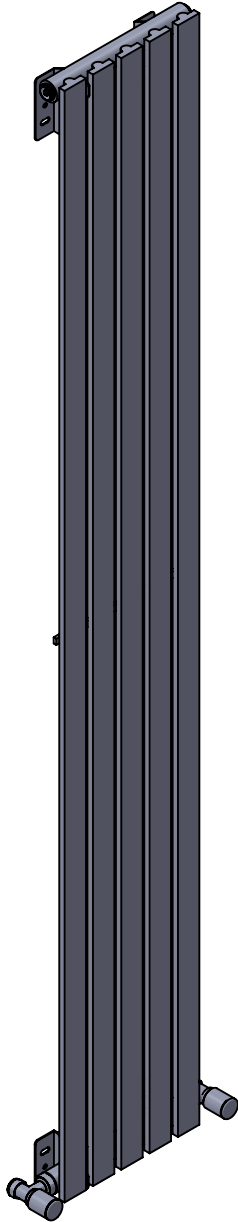
Elec. element if specified: n/a

Output @ 50° C Δ T Watts: 351

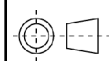
BTUs: 1198

All dimensions in millimetres

Manufactured from Mild Steel



Vogue UK Ltd. reserve the right to alter specifications without prior notice.
ALL MEASUREMENTS ARE NOMINAL DIMENSIONS ONLY, AND ARE NOT BINDING.



SCALE 1:10



VOGUE UK
TOWEL WARMERS & RADIATORS

Strawberry Lane, Willenhall
West Midlands WV13 3RS
Tel: 01902 387000 Fax: 01902 387001
e-mail: sales@vogueuk.co.uk www.vogueuk.co.uk