

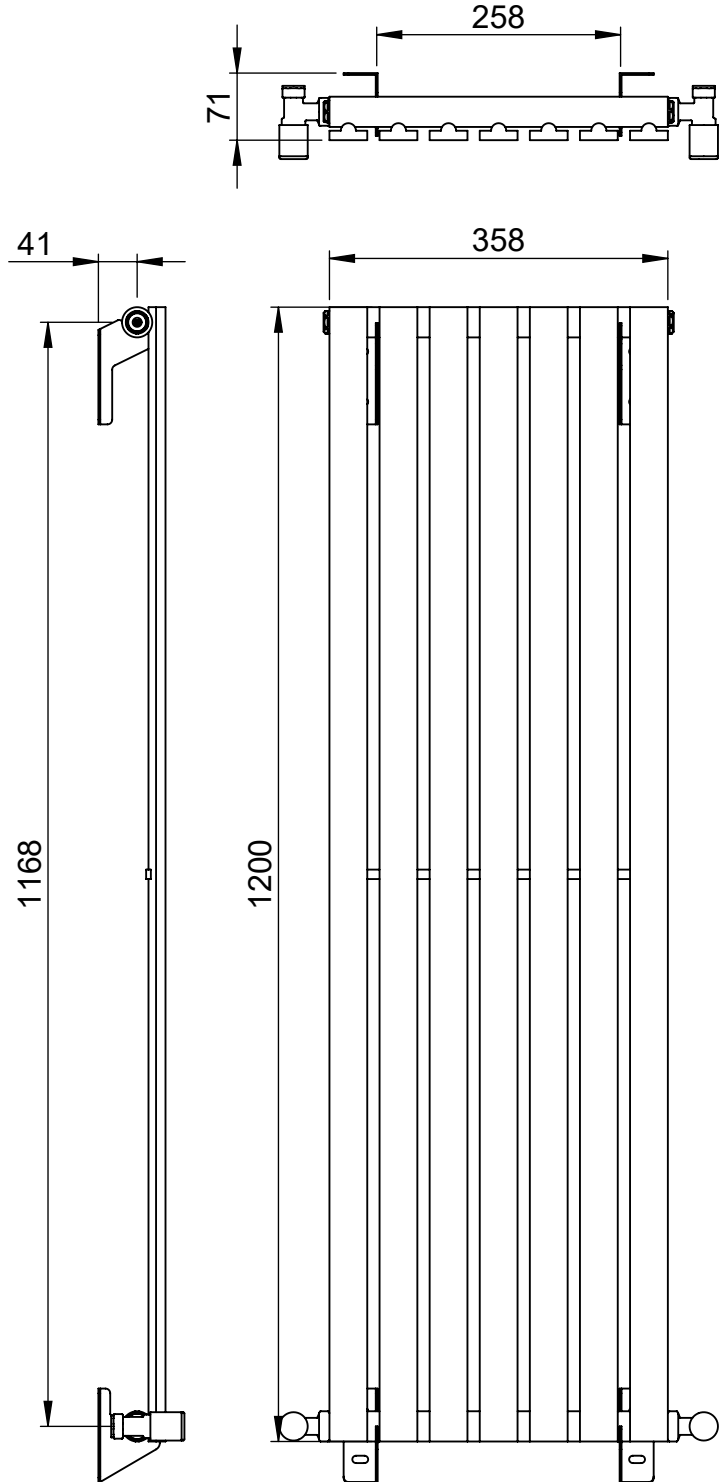

# Serenade DR008 1200x358

Height: 1200  
Width: 358  
Depth: 70  
Weight HO: 12.0 kg  
EO: kg

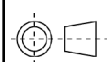
Tube  $\phi$  : 30sq + 40x10sq  
End to End Connections: 358  
Elec. element if specified: n/a  
Output @ 50°C  $\Delta$  T Watts: 339  
BTUs: 1157

All dimensions in millimetres

Manufactured from Mild Steel



Vogue UK Ltd. reserve the right to alter specifications without prior notice.  
ALL MEASUREMENTS ARE NOMINAL DIMENSIONS ONLY, AND ARE NOT BINDING.



SCALE 1:8



**VOGUE UK**  
TOWEL WARMERS & RADIATORS

Strawberry Lane, Willenhall  
West Midlands WV13 3RS  
Tel: 01902 387000 Fax: 01902 387001  
e-mail: sales@vogueuk.co.uk www.vogueuk.co.uk