

# Chorus MD002 800x500

Height: 800

Width: 500

Depth: 88

Weight HO: 7.5 kg

EO: 12.5 kg

Tube  $\phi$  : 25 + 30x40

Pipe Centres: 455

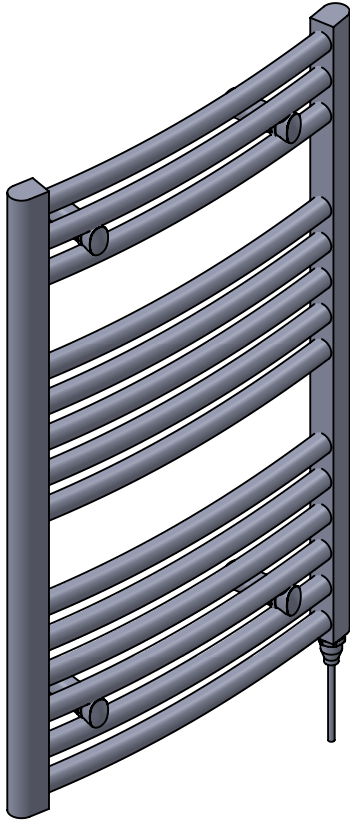
Elec. element if specified: 150

Output @ 50° C  $\Delta$  T Watts: 275

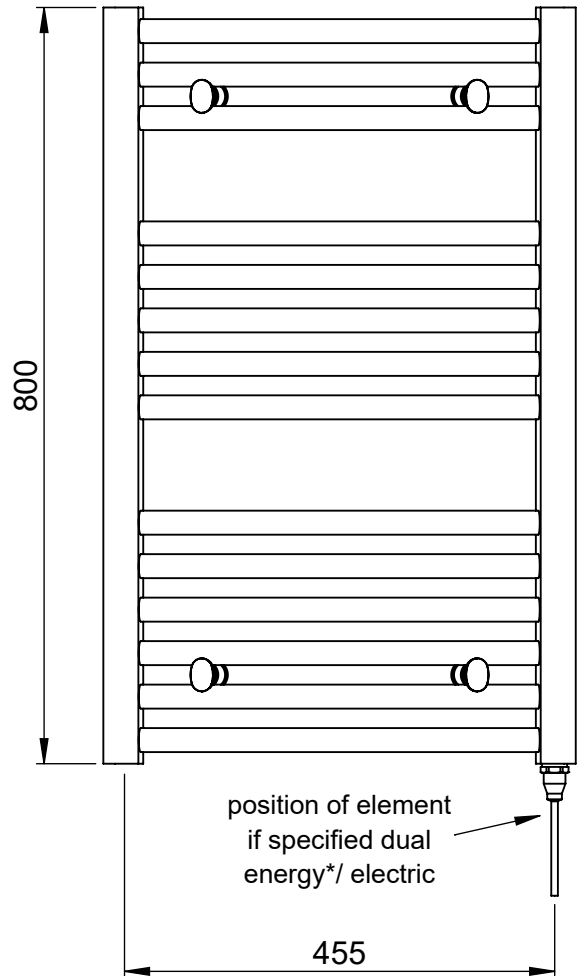
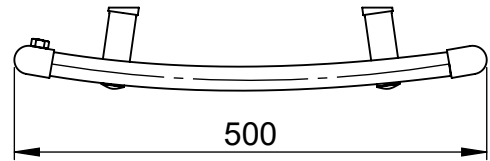
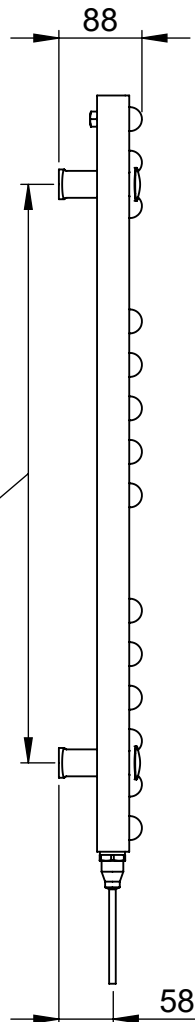
BTUs: 938

All dimensions in millimetres

Manufactured from Mild Steel



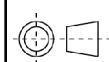
brackets extendable  
by a further 20mm



position of element  
if specified dual  
energy\*/ electric

\*Dual energy models require a conversion-tee, consult relevant drawing for details.

Vogue UK Ltd. reserve the right to alter specifications without prior notice.  
ALL MEASUREMENTS ARE NOMINAL DIMENSIONS ONLY, AND ARE NOT BINDING.



SCALE 1:8



**VOGUE UK**  
TOWEL WARMERS & RADIATORS

Strawberry Lane, Willenhall  
West Midlands WV13 3RS  
Tel: 01902 387000 Fax: 01902 387001  
e-mail:sales@vogueuk.co.uk www.vogueuk.co.uk