

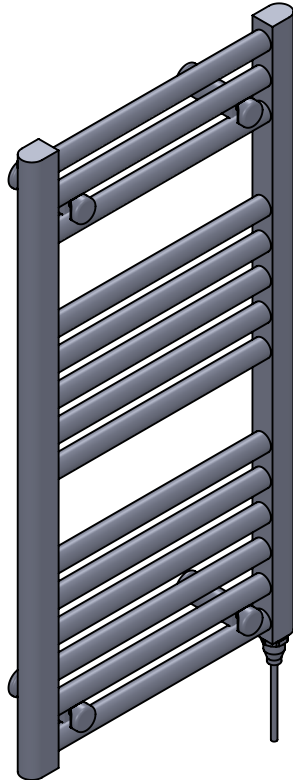
Focus MD001 800x400

Height: 800
Width: 400
Depth: 93
Weight HO: 5.65 kg
EO: 9.5 kg

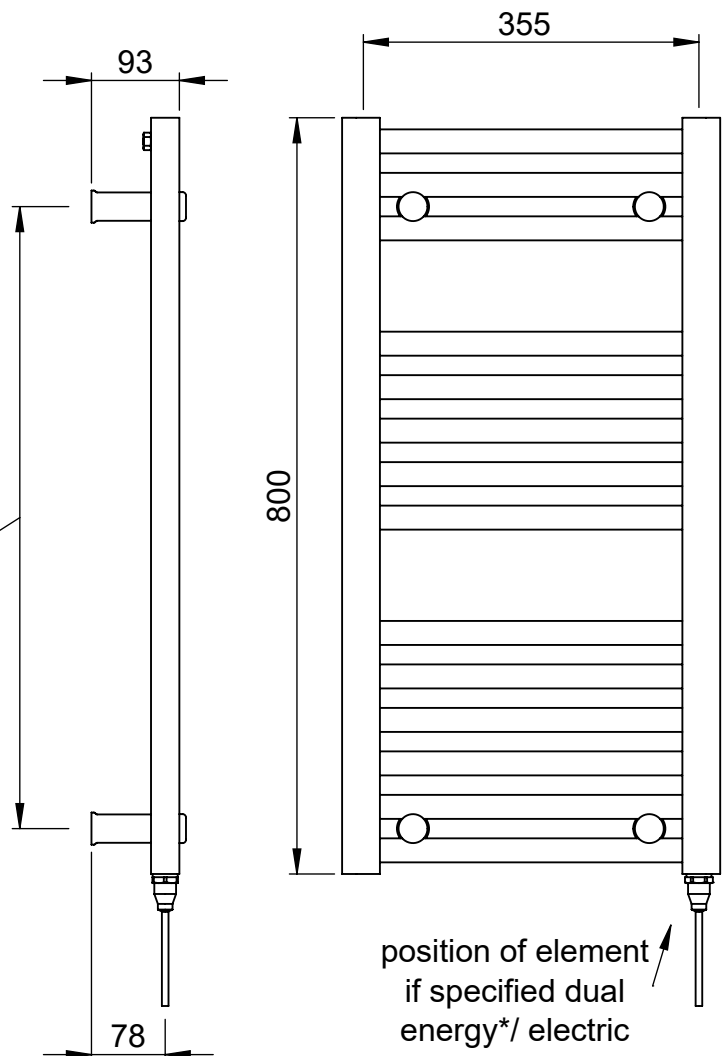
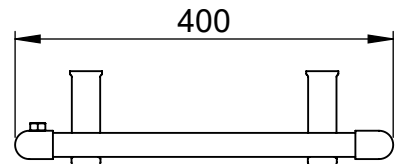
Tube ϕ : 25 + 30x40 D Section
Pipe Centres: 355
Elec. element if specified: 125
Output @ 50°C Δ T Watts: 226
BTUs: 771

All dimensions in millimetres

Manufactured from Mild Steel

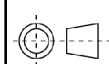


brackets extendable
by a further 20mm



*Dual energy models require a conversion-tee, consult relevant drawing for details.

Vogue UK Ltd. reserve the right to alter specifications without prior notice.
ALL MEASUREMENTS ARE NOMINAL DIMENSIONS ONLY, AND ARE NOT BINDING.



SCALE 1:8

VOGUE UK
TOWEL WARMERS & RADIATORS

Strawberry Lane, Willenhall
West Midlands WV13 3RS
Tel: 01902 387000 Fax: 01902 387001
e-mail: sales@vogueuk.co.uk www.vogueuk.co.uk