

Focus MD001 1800x500

Height: 1800

Width: 500

Depth: 93

Weight HO: 15.5 kg

EO: 24.5 kg

Tube ϕ : 25 + 30x40 D Section

Pipe Centres: 455


Elec. element if specified: 600

Output @ 50°C Δ T Watts: 638


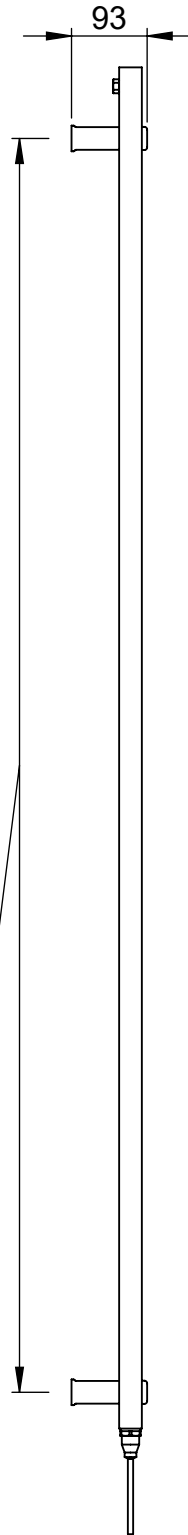
BTUs: 2177

Manufactured from Mild Steel

All dimensions in millimetres



brackets extendable
by a further 20mm



SCALE 1:10



Vogue UK Ltd. reserve the right to alter specifications without prior notice.
ALL MEASUREMENTS ARE NOMINAL DIMENSIONS ONLY, AND ARE NOT BINDING.

*Dual energy models require a conversion-tee, consult relevant drawing for details.



VOGUE UK

TOWEL WARMERS & RADIATORS

Strawberry Lane, Willenhall
West Midlands WV13 3RS

Tel: 01902 387000 Fax: 01902 387001

e-mail: sales@vogueuk.co.uk www.vogueuk.co.uk