

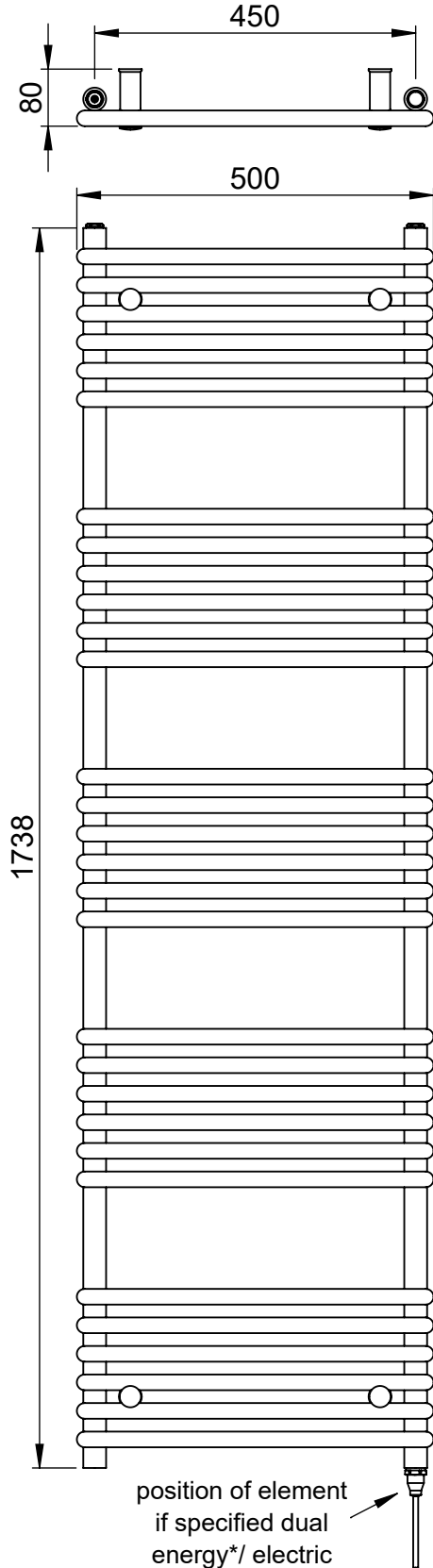
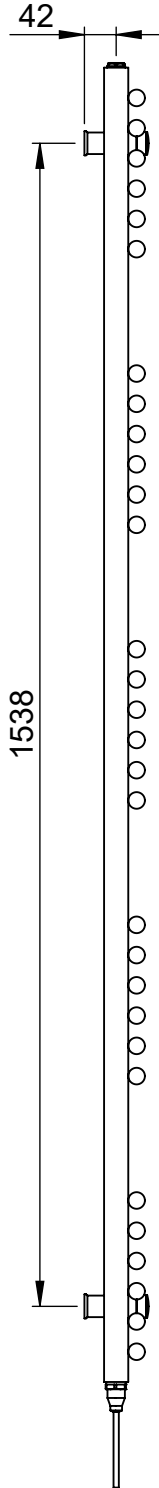
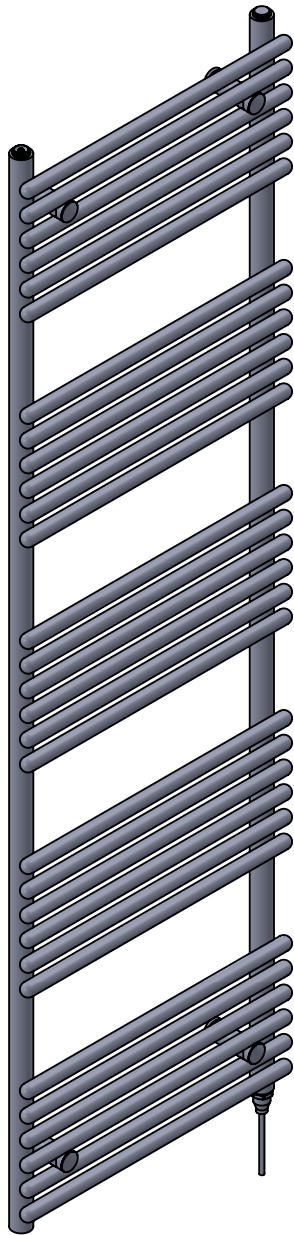
# Tune MD003 1738x500

Height: 1738  
Width: 500  
Depth: 80 -95  
Weight HO: kg  
EO: kg

Tube  $\phi$  : 32 + 22  
Pipe Centres: 450  
Elec. element if specified: 600  
Output @ 50° C  $\Delta$  T Watts: 687  
BTUs: 2344

Manufactured from Mild Steel

All dimensions in millimetres



SCALE 1:10

Vogue UK Ltd. reserve the right to alter specifications without prior notice.  
ALL MEASUREMENTS ARE NOMINAL DIMENSIONS ONLY, AND ARE NOT BINDING.

\*Dual energy models require a conversion-tee, consult relevant drawing for details.