

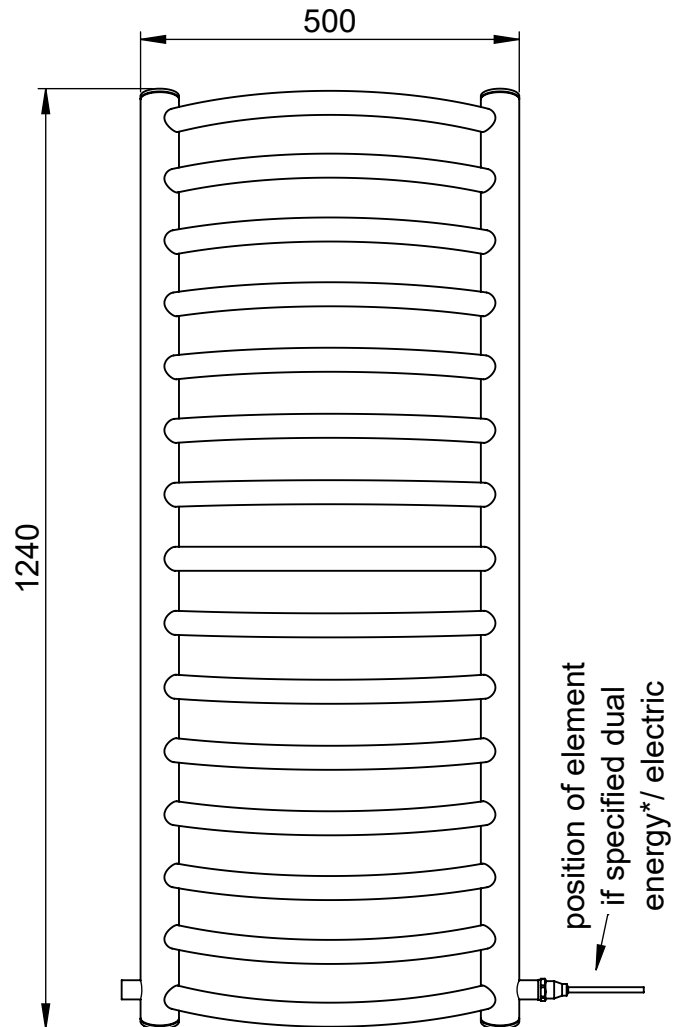
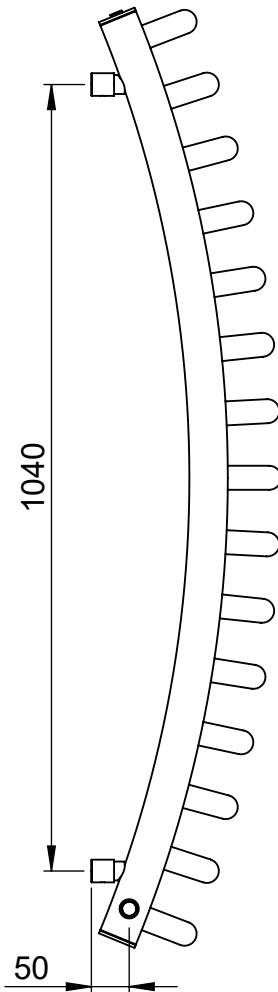
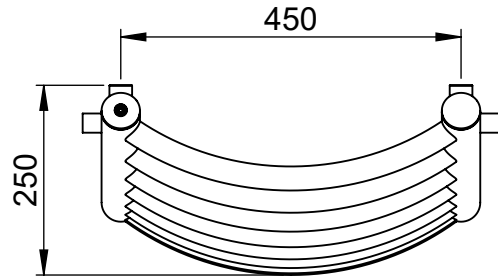
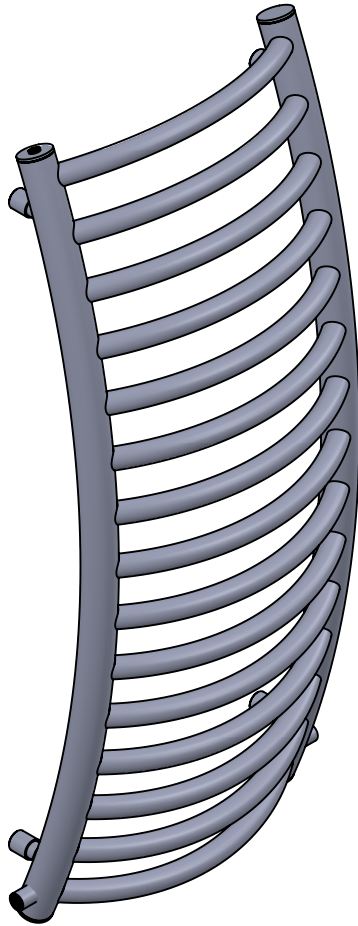
# Flexx CN015 1240x540

Height: 1240  
Width: 540  
Depth: 250  
Weight HO: kg  
EO: kg

Tube  $\phi$  : 50.8 + 31.8  
End to End Connections: 540  
Elec. element if specified: 300  
Output @ 50° C  $\Delta$  T Watts: 642  
BTUs: 2190

All dimensions in millimetres

Manufactured from ISO/CEN CuZn36AS (BS CZ126) Brass tube



\*Dual energy models require a conversion-tee, consult relevant drawing for details.

Vogue UK Ltd. reserve the right to alter specifications without prior notice.  
ALL MEASUREMENTS ARE NOMINAL DIMENSIONS ONLY, AND ARE NOT BINDING.



**SCALE 1:10**



**VOGUE UK**  
TOWEL WARMERS & RADIATORS

Strawberry Lane, Willenhall  
West Midlands WV13 3RS  
Tel: 01902 387000 Fax: 01902 387001  
e-mail: sales@vogueuk.co.uk www.vogueuk.co.uk