

# Venture CN022 1600x500

Height: 1600

Width: 500

Depth: 95

Weight HO: 14.5 kg

EO: 20.5 kg

Tube  $\phi$  : 25.4 + 22

Pipe Centres: 450

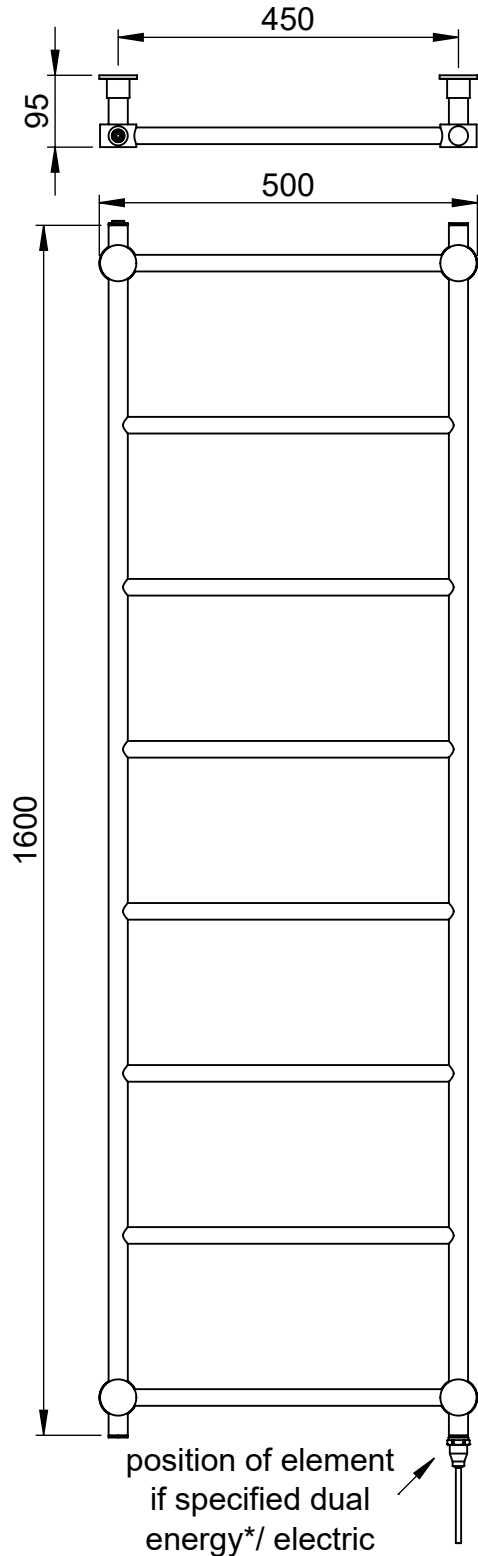
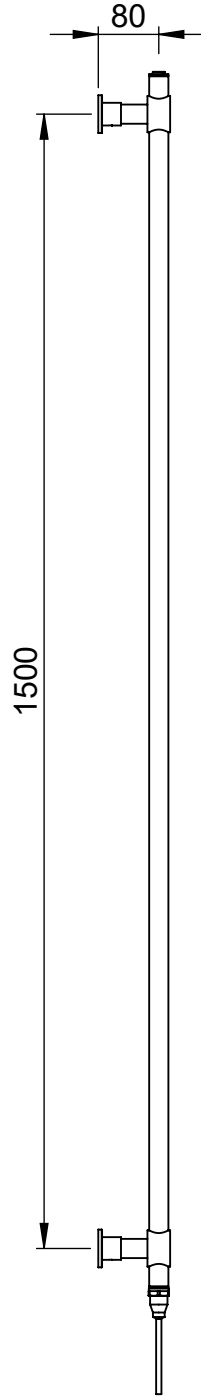
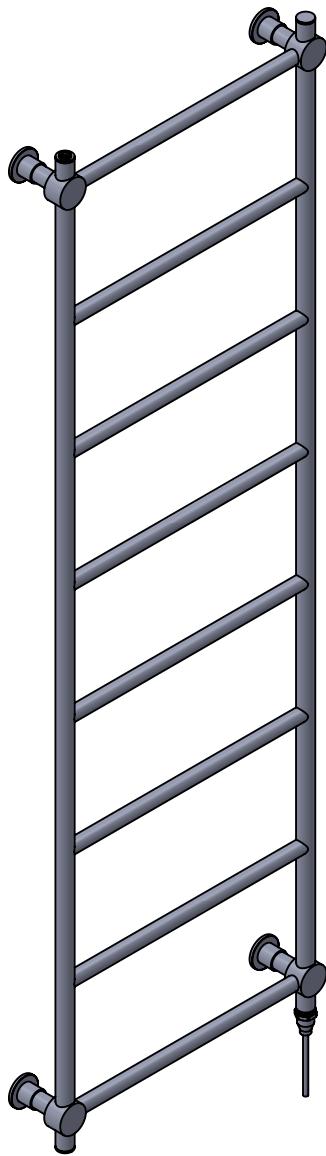
Elec. element if specified: 150

Output @ 50°C  $\Delta$  T Watts: 267

BTUs: 911

All dimensions in millimetres

Manufactured from ISO/CEN CuZn36As (BS CZ126) brass tube



\*Dual energy models require a conversion-tee, consult relevant drawing for details.

Vogue UK Ltd. reserve the right to alter specifications without prior notice.  
ALL MEASUREMENTS ARE NOMINAL DIMENSIONS ONLY, AND ARE NOT BINDING.



**SCALE 1:10**



**VOGUE UK**  
TOWEL WARMERS & RADIATORS

Strawberry Lane, Willenhall  
West Midlands WV13 3RS  
Tel: 01902 387000 Fax: 01902 387001  
e-mail:sales@vogueuk.co.uk www.vogueuk.co.uk