

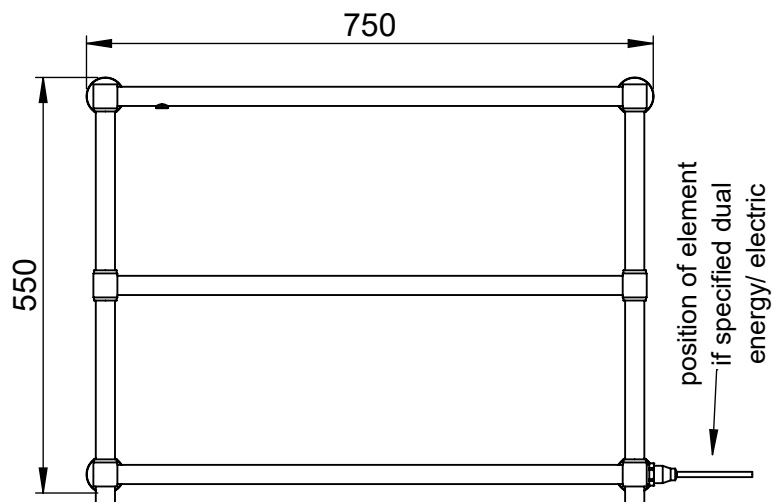
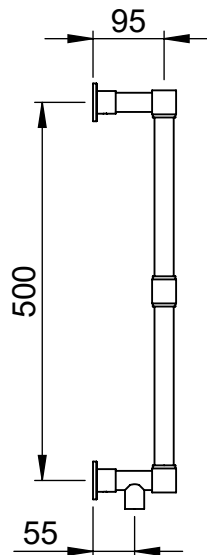
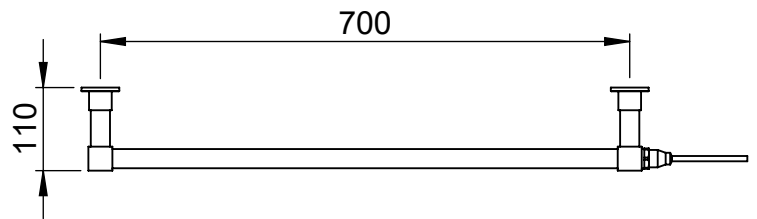

# Minama MIN2.5 550x750

Height: 550  
Width: 750  
Depth: 110  
Weight HO: kg  
EO: kg

Tube  $\phi$  : 25.4  
Pipe Centres: 700  
Elec. element if specified: 100  
Output @ 50°C  $\Delta$  T Watts: 167  
BTUs:

All dimensions in millimetres

Manufactured from ISO/CEN CuZn30As (BS CZ126) brass tube



Vogue UK Ltd. reserve the right to alter specifications without prior notice.  
ALL MEASUREMENTS ARE NOMINAL DIMENSIONS ONLY, AND ARE NOT BINDING.



SCALE 1:10

**VOGUE**  
TOWEL WARMERS & RADIATORS

Strawberry Lane, Willenhall  
West Midlands WV13 3RS  
Tel: 01902 387000 Fax: 01902 387001  
e-mail: sales@vogueuk.co.uk www.vogueuk.co.uk