

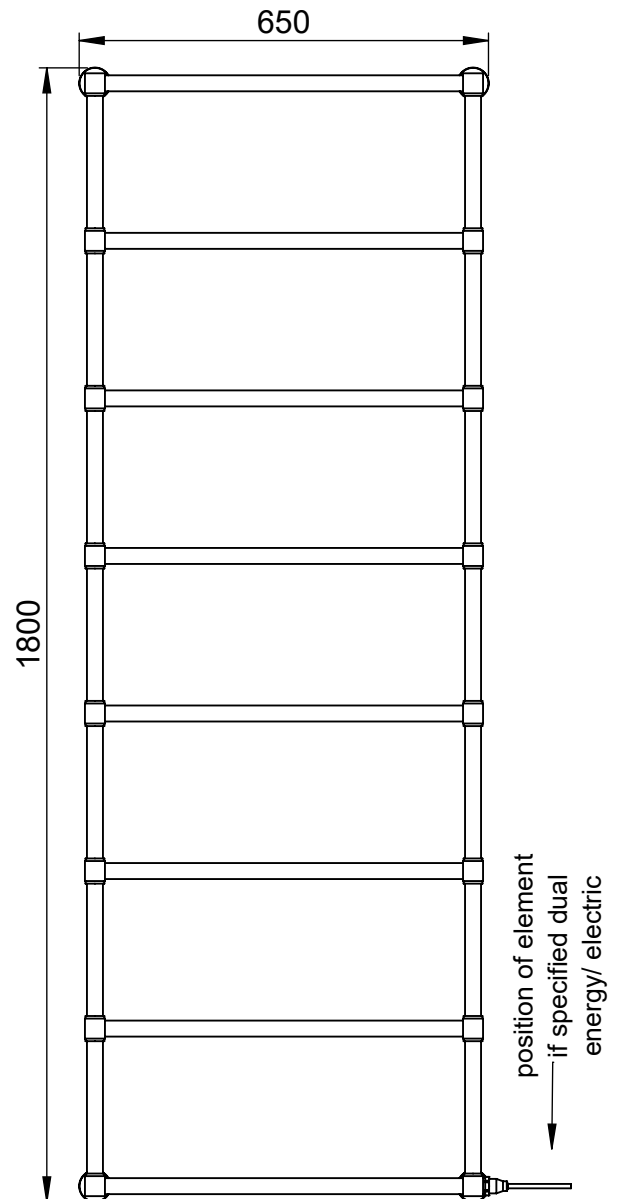
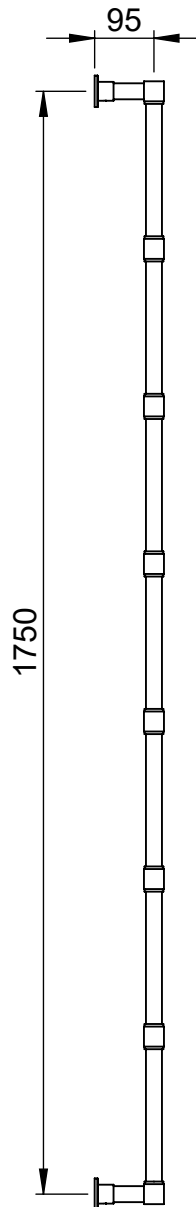
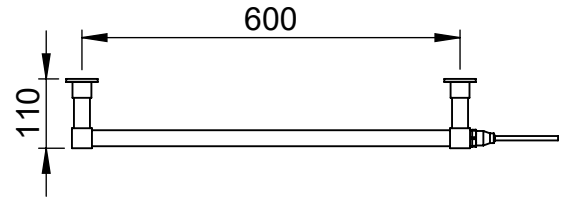

# Minama MIN2.2 1800x650

Height: 1800  
Width: 650  
Depth: 110  
Weight HO: kg  
EO: kg

Tube  $\phi$ : 25.4  
Pipe Centres: 600  
Elec. element if specified: 200  
Output @ 50°C  $\Delta$  T Watts: 423  
BTUs:

All dimensions in millimetres

Manufactured from ISO/CEN CuZn30As (BS CZ126) brass tube



Vogue UK Ltd. reserve the right to alter specifications without prior notice.  
ALL MEASUREMENTS ARE NOMINAL DIMENSIONS ONLY, AND ARE NOT BINDING.



SCALE 1:12

**VOGUE**  
TOWEL WARMERS & RADIATORS

Strawberry Lane, Willenhall  
West Midlands WV13 3RS  
Tel: 01902 387000 Fax: 01902 387001  
e-mail: sales@vogueuk.co.uk www.vogueuk.co.uk