

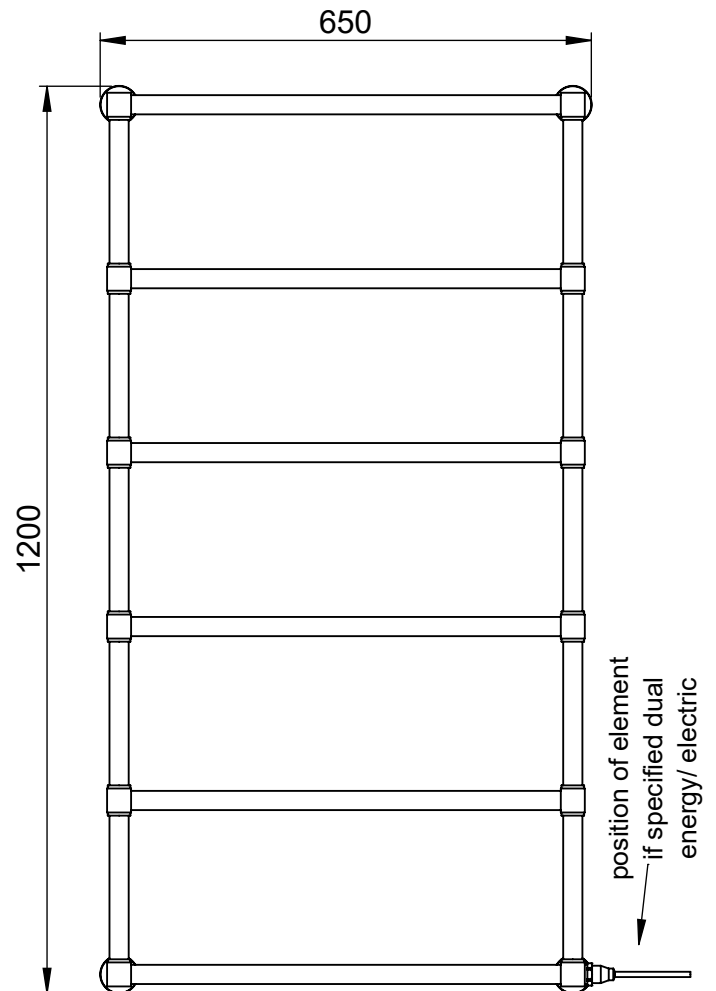
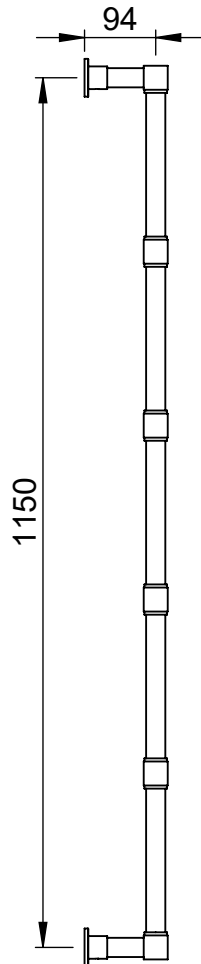
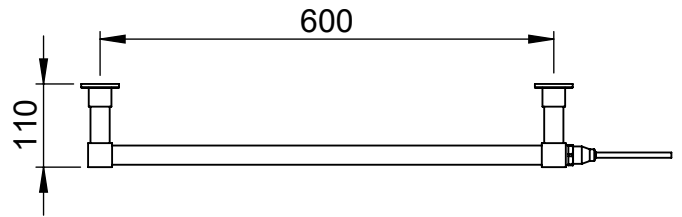

Minama MIN2.2 1200x650

Height: 1200
Width: 650
Depth: 110
Weight HO: kg
EO: kg

Tube ϕ : 25.4
Pipe Centres: 600
Elec. element if specified: 150
Output @ 50°C Δ T Watts: 239
BTUs:

All dimensions in millimetres

Manufactured from ISO/CEN CuZn30As (BS CZ126) brass tube



Vogue UK Ltd. reserve the right to alter specifications without prior notice.
ALL MEASUREMENTS ARE NOMINAL DIMENSIONS ONLY, AND ARE NOT BINDING.



SCALE 1:10

VOGUE
TOWEL WARMERS & RADIATORS

Strawberry Lane, Willenhall
West Midlands WV13 3RS
Tel: 01902 387000 Fax: 01902 387001
e-mail:sales@vogueuk.co.uk www.vogueuk.co.uk